



energize**EASTSIDE**

Open House Guide

Welcome and thanks for coming!

Thank you for joining Puget Sound Energy for the Energize Eastside open house. Everything you see here is posted on the project website at pse.com/energizeeastside.

Open house activities

The Community Advisory Group has announced a preliminary route recommendation and we want to hear what you think.

STATION LIST

1. About Energize Eastside
2. Eastside need and growth
3. What are we hearing?
4. What has the Community Advisory Group completed so far?
5. How did the advisory group complete their evaluation?
6. Community Advisory Group preliminary route recommendation
7. What's next?
8. Share your feedback!
9. General PSE Information

You are encouraged to ask questions and share comments throughout the open house. If you need anything, please feel free to ask any staff wearing Puget Sound Energy shirts and name tags.

POTENTIAL ROUTE SEGMENTS

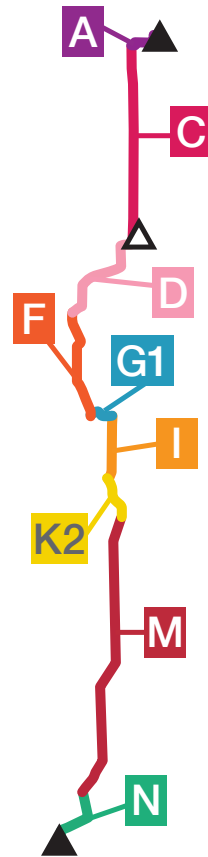


These maps will help you to evaluate the preliminary route recommendation from the Community Advisory Group as you visit the stations and complete the feedback form.

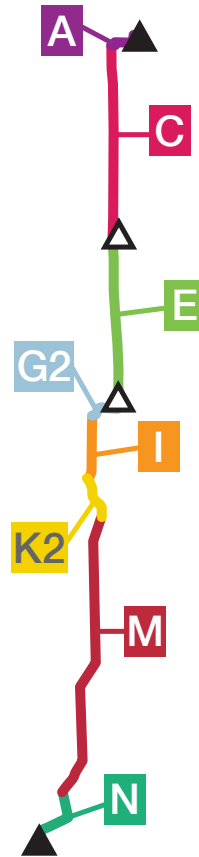
Preliminary route recommendation

The Community Advisory Group* selected the following four routes as their preliminary route recommendation:

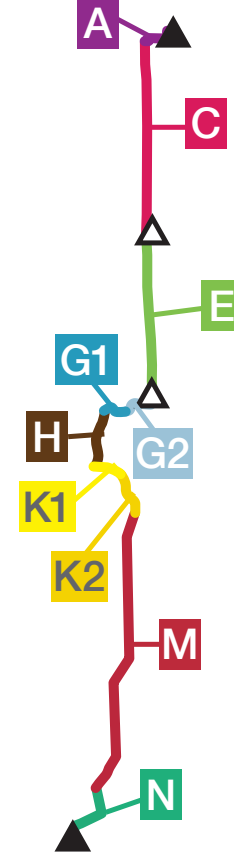
Ash



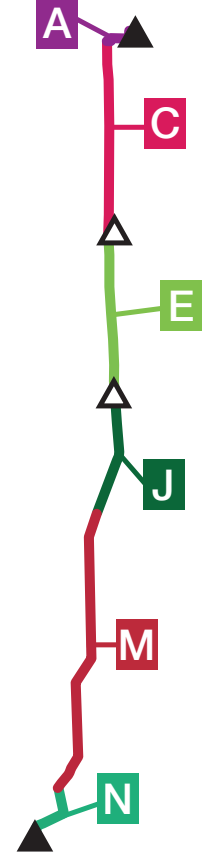
Oak



Redwood



Willow



*Fifteen advisory group members supported the recommendation, two abstained and one had a dissenting opinion to include only three routes.

Next Steps

Stay involved in the conversation about the Energize Eastside project!

- **Provide your feedback** by clicking on the online open house banner at pse.com/energizeeastside or completing the feedback form tonight.
- **Share your comments** about the project.
- **The Community Advisory Group** will review community feedback as they finalize their recommendation for PSE in December.
- **PSE** expects to select a route by early 2015 before moving into design and permitting.

We are committed to working with the community to better understand the issues to consider as PSE selects the route that will meet the needs of PSE's customers, the local community and PSE.



Questions and Comments



pse.com/energizeeastside



energizeeastside@pse.com



1-800-548-2614



Puget Sound Energy
P.O. Box 97034, EST06W
Bellevue, WA 98009-9734