

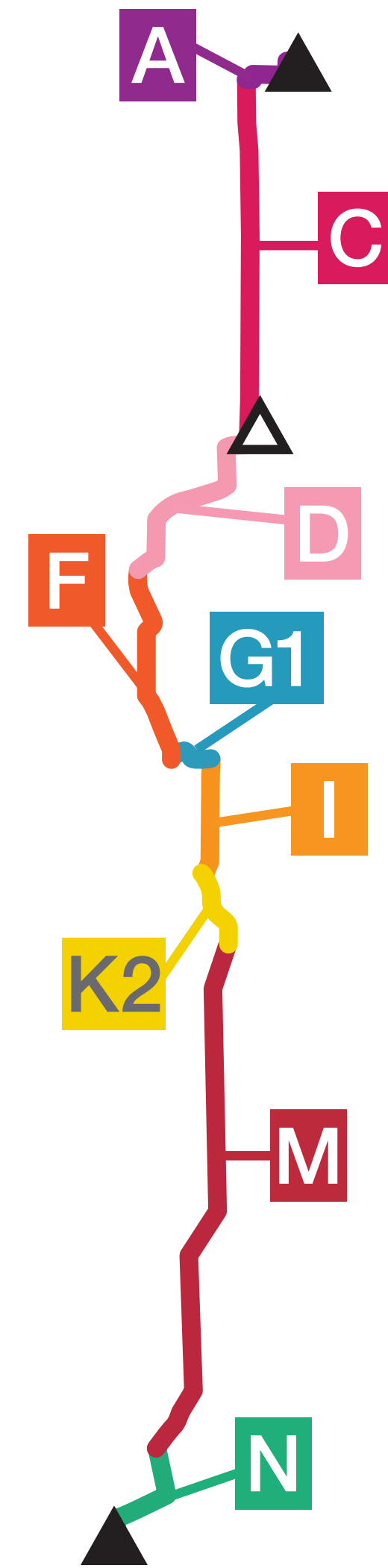
Route options overview map



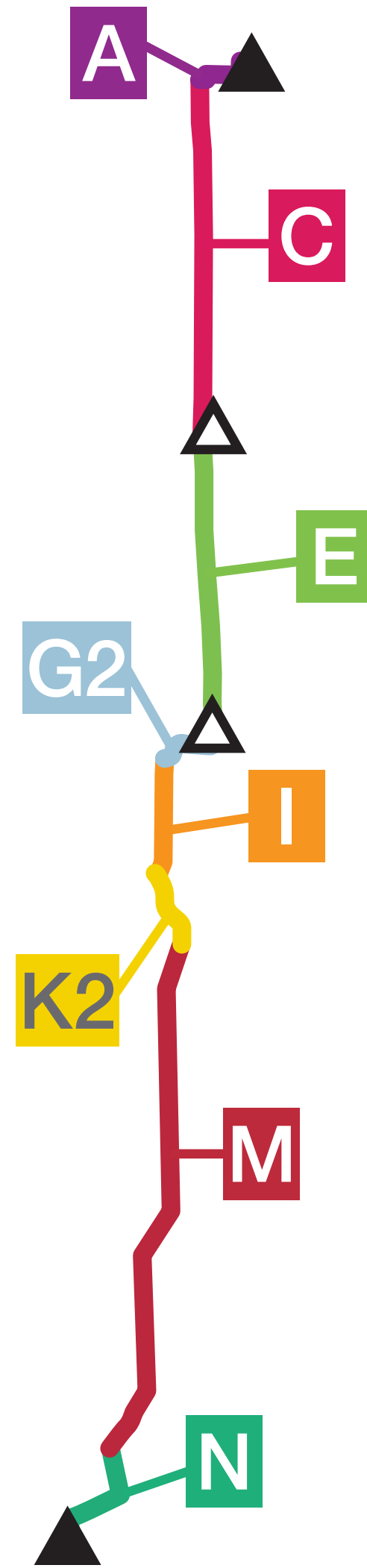
Preliminary route recommendation

The Community Advisory Group* selected the following four routes as their preliminary route recommendation:

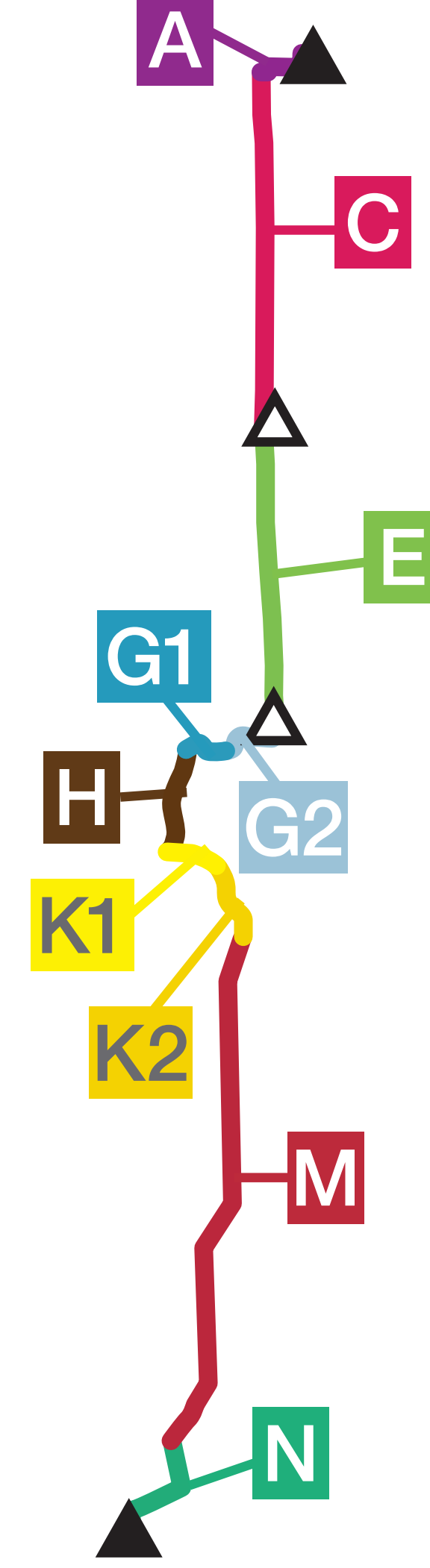
Ash



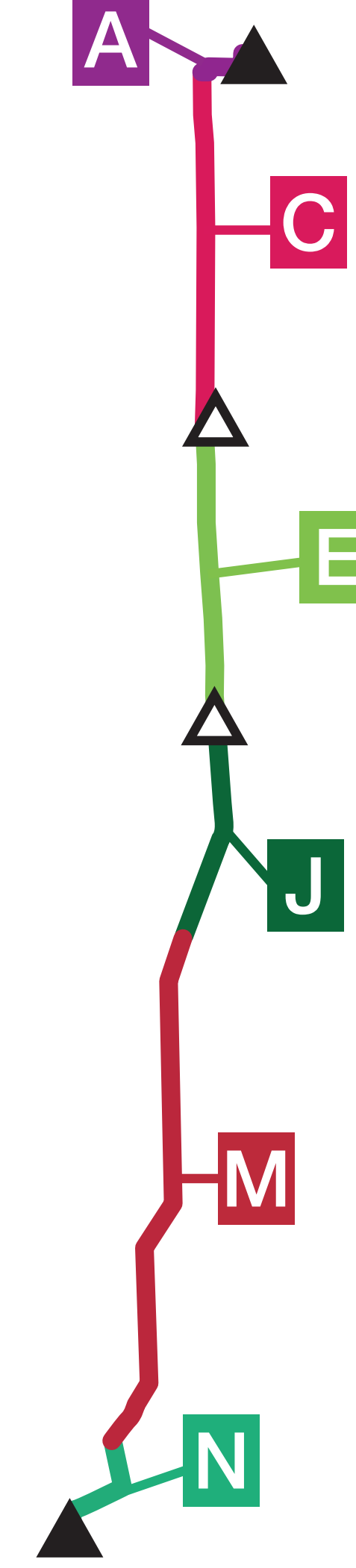
Oak



Redwood



Willow



*Fifteen advisory group members supported the recommendation, two abstained and one had a dissenting opinion to include only three routes.

Route options removed from consideration

The Community Advisory Group evaluated and removed from consideration the following 14 potential route options:

- Aspen* A C E G2 I K1 L N
- Cedar* A C E G1 G2 H L N
- Cherry A B F G1 I K1 L N
- Cottonwood* A C D F G1 G2 J M N
- Dogwood A C D F G1 G2 J K1 K2 L N
- Elm* A C D F G1 G2 J K1 K2 L N
- Fir A C E J K1 K2 L N
- Laurel* A C D F H L N
- Magnolia A C D F H L N
- Maple A B F H L N
- Pine* A B F G1 I K2 M N
- Poplar A B F G1 G2 J K1 K2 L N
- Spruce A B F H K1 K2 M N
- Sycamore* A B F G1 G2 J M N

*These were evaluated in the Multi-Objective Decision Analysis (MODA) evaluation